

BRIDGESTONE



OFF-THE-ROAD TIRES

VTS

V-Steel Traction-Stability



MAIN FEATURES

- **Exceptional stability**
- **Better riding comfort**
- **Optimum traction and Self-cleaning**

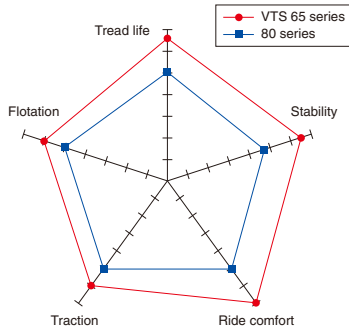
VTS OFF-THE-ROAD TIRES

| Tire size | Star rating | TRA code |
|-----------|-------------|----------|
| 550/65R25 | ★1 | L3 |
| 650/65R25 | ★1 | L3 |
| 750/65R25 | ★1 | L3 |
| 775/65R29 | ★1 | L3 |
| 875/65R29 | MS | E3/L3 |

BRIDGESTONE OFF-THE-ROAD TIRES

VTS V-steel Traction-Stability

**NOW, BRIDGESTONE TECHNOLOGY
MAKES VTS 65-SERIES
LOW-ASPECT RADIALS EVEN
BETTER**



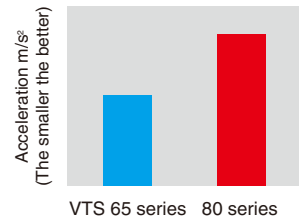
Compared to 80 series tires, low-aspect 65 series tires feature:



- Same diameter
- Greater width

Superior riding comfort

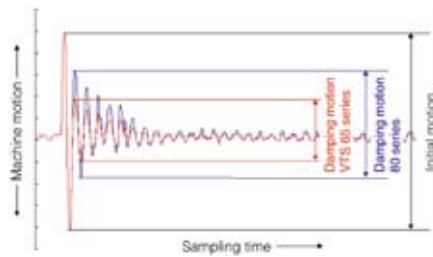
Advanced computerization helped to design tires featuring unique tread patterns and extra-low vibration for all types of operations.



Exceptional stability

Comprehensive field testing revealed that a small damping motion assures maximum static and dynamic stability.

Field evaluation (Stability)

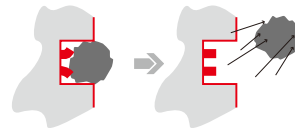


Optimum traction and self-cleaning

New tread patterns provide for self-cleaning function, excellent traction and smooth ride.

Groove stone ejector

Pushes stones out from tread grooves, preventing tire damage.



| Tire Size | Type* | Equivalent 80 series | Recommended Rim/FL Height | Approximate Inflated Dimensions | | | | | | | | OTD |
|-----------|-------|----------------------|---------------------------|---------------------------------|------|-----|------|-----|------|-----|------|------|
| | | | | OD | | OW | | SLR | | SLW | | |
| | | | | mm | inch | mm | inch | mm | inch | mm | inch | |
| 550/65R25 | T/L | 17.5R25 | 17.00/2.0 (14.00/1.5) | 1350 | 53.1 | 547 | 21.5 | 594 | 23.4 | 605 | 23.8 | 32.5 |
| 650/65R25 | T/L | 20.5R25 | 19.50/2.5 | 1502 | 59.1 | 642 | 25.3 | 660 | 26.0 | 710 | 28.0 | 37.0 |
| 750/65R25 | T/L | 23.5R25 | 24.00/3.0 (22.00/3.0) | 1607 | 63.3 | 745 | 29.3 | 701 | 27.6 | 833 | 32.8 | 41.0 |
| 775/65R29 | T/L | 26.5R25 | 25.00/3.5 (24.00/3.5) | 1740 | 68.5 | 775 | 30.5 | 762 | 30.0 | 843 | 33.2 | 43.0 |
| 875/65R29 | T/L | 29.5R25 | 27.00/3.5 (28.00/3.5) | 1865 | 73.4 | 850 | 33.5 | 804 | 31.7 | 982 | 38.7 | 47.5 |

*Note: T/L: Tubeless type

Specifications are subject to change without notice.

